

STILO Pendant Station 2 column PK series – General Features

The range of handsets series STILO for auxiliary circuits has been designed and built according to the security policy of the European Standard EEC 89/392 Machinery Directive. They are the result of years of experience and specifically designed for applications including heavy-duty needs. Type PKE for construction cranes, bridge cranes for PKP. Available in versions from 4 to 14 buttons, size and internal spaces tested to allow rapid wiring reducing time and costs.

The safe operation of the emergency stop button is made to Standards EN 418 and the contact elements NC safety guaranteed opening (EN 60947-5-1). Single internal membrane separates the upper from the bottom, which contains the electrical contacts, this protected from water. All materials are resistant to weather, temperature changes and shocks. Actuators with international symbols. Sliding contact elements self-cleaning silver nickel.



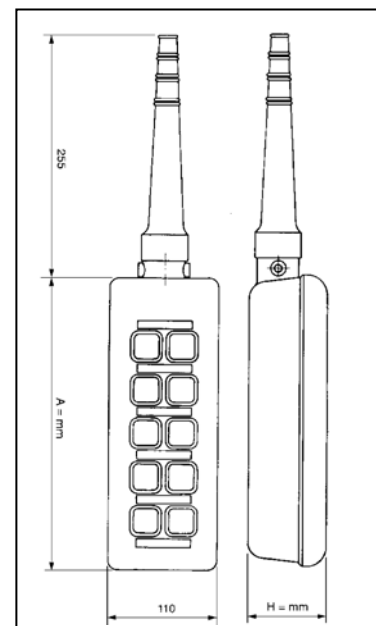
- **Insulation Voltage** 660 V ~
- **Test Voltage** 2500 V ~
- **Maximum operating voltage** 400 V ~
- **Bottom casing color** RAL 8301
- **Top casing color** RAL 8260
- **Operating temperature**- 25°C + 70°C
- **Electrical Insulation** EN 60497 - 5 - 1
- **Degree protection** IP 65 (EN 60529)
- **Compliance with Standards** EN 60947 – 1/EN 60947 – 5 – 1 /EN 60529 /EN 60204 – 1 EN 60439 – 1 / EN 418
- **Protection against contact voltages:** Double insulation EN 60439 - 1
- **Approvals** CE

Dimensions



	PKE - PKP					
No.Puls.	4	6	8	10	12	14
size A mm	165	210	255	300	345	390
size H mm	75	75	75	75	75	75

The codes have the PKE item cable entry from the bottom, while the codes have PKP item cable entry from the top.
The standard Items are: PKE4-6-8-10-12-14 or PKP4-6-8-10-12-14



For Your Safety

The Pendant Station STILO series are responsive to current safety rules, in particular:

- 89/392 CEE machinery Directive
- 73/23 CEE Low Voltage Directive
- 93/68 CEE Low Voltage Directive
- 89/336 EMC Directive
- EN 60204-32 Safety for Hoisting machinery
- EN 60947-1 Equipment in low voltage
- EN 60947-5-1 Low voltage equipment: control circuits

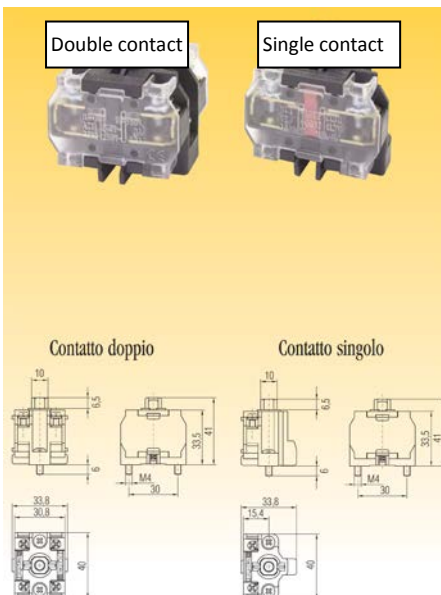
Our EC Certificate of Conformity, guarantees the push-button series STILO available on request, state that the product was created by RAVIOLI in accordance to defined and recognized Safety, and with the quality standards stated in our Quality System Certificate ISO 9001

Internal PUSHBUTTON Element

MK PUSHBUTTON ELEMENT

GENERAL FEATURES:

The button element MK is part of the STILO Pendant Station. The body is made of nylon-glass self-extinguishing, the contacts are silver, creeping and self-cleaning, and the screws and springs are stainless steel. Protection against accidental contact finger proof. MK elements are supplied as spare parts on the panels.



TECHNICAL FEATURES:

Compliance with standards EN 60947-5-1
 Electrical Insulation 660 V ~
 Current 10 A
 Mechanical life 3x10 at 6th movements
 Cable section max connexionable 2x1,5 mmq o 1x2,5 mmq
 Terminal by screw unmissable clamp

Operating limits	AC15	Ve (V)	24	48	120	240	400
			Ie (A)	10	10	6	3
DC13	Ve (V)	24	48	125	250		
		Ie (A)	5	5	2,2	1,1	

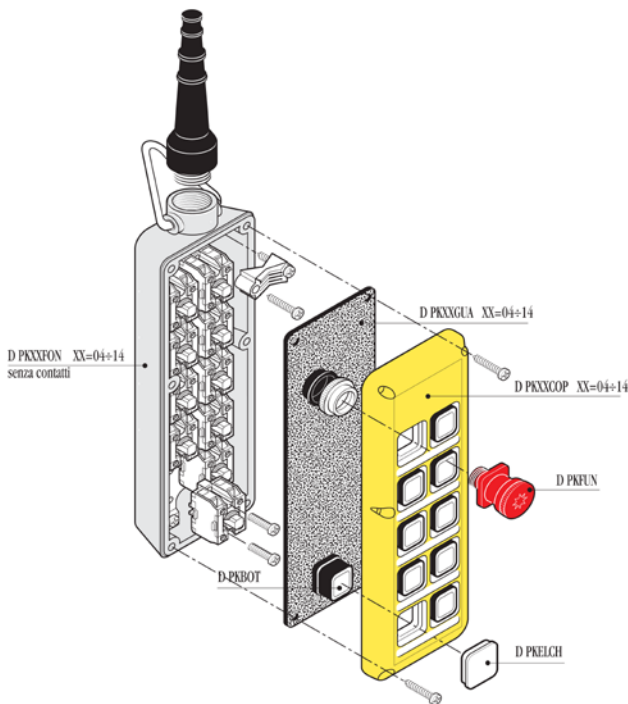
Approvals CE

MODELS and ITEMS:

1NC cod.	D MK01
1NA cod.	D MK10
2NC contemp. cod.	D MK02
2NA contemp. cod.	D MK20CC
1NA+NC cod.	D MK11
2NA progr. cod.	D MK20PR

Symbols and standards Italian endorsements

01	02	03	04	05	06	07	08	09	10	11
12	13	14	15	16	17	18	19	20	21	22
23	24	25	26	27	28	29	30	31	32	33
34	35	36	37	38	39	40	41	42	43	44
45	46	47	48	49	50	51	52	53	54	55
56	57	58	59	60	61	62	63	64	65	66



There are also special optional serigraphs performed on request, either by insertion of n. 66 button for insertion between horizontal buttons as shown below:



Custom Applications

With a different construction technique, applying a range of different push buttons and actuators, it is possible to achieve pushbutton on request, with any type of actuator element:

- Normal pushbutton
- Toggle pushbutton
- Lever or rotating switch selector
- Potentiometer
- Joysticks
- LED lamps
- Etc.

Here are some examples:

